



**Afentra** 

African Energy Transition

**Value driven  
growth**

Trading Update – Investor Presentation

23<sup>rd</sup> April 2026

# Disclaimer

The information set out in this presentation and the accompanying verbal presentation including any question and answer session and any documents or other materials distributed with the presentation (the “Presentation”) has been produced by Afentra plc (the “Company”) as at the date of this presentation, and is being made available to recipients for information purposes only. This document does not constitute or form part of any offer or invitation to sell or issue, or any solicitation of any offer to purchase or subscribe for, any shares in the Company, nor shall any part of it nor the fact of its distribution form part of or be relied on in connection with any contract or investment decision relating thereto, nor does it constitute a recommendation regarding the securities of the Company. This presentation is subject to English law, and any dispute arising in respect of this presentation is subject to the exclusive jurisdiction of the English courts.

This presentation has not been verified, does not purport to contain all information that a prospective investor may require and is subject to updating, revision and amendment. The information and opinions contained in this presentation are provided as at the date of the Presentation and are subject to change without notice. In furnishing this document, the Company does not undertake or agree to any obligation to provide the attendees with access to any additional information or to update this presentation or to correct any inaccuracies in, or omissions from, this presentation that may become apparent.

No reliance may be placed for any purposes whatsoever on the information or opinions contained in this presentation or on its completeness. No representation or warranty, express or implied, is given by or on behalf of the Company, its directors, officers or employees or any other person as to the accuracy or completeness of the information or opinions contained in this presentation and no liability whatsoever is accepted by the Company or any of its members, directors, officers or employees nor any other person for any loss howsoever arising, directly or indirectly, from any use of such information or opinions or otherwise arising in connection therewith.

With respect to the United Kingdom, the information set out in this presentation has not been written or approved by an authorised person in accordance with Section 21 of the Financial Services and Markets Act 2000 (“FSMA”). It is considered by the Company that the communication of the Presentation will be exempt from the financial promotion restriction (as defined in Section 21(1) of FSMA, as amended) pursuant to Article 69 of the Financial Services and Markets Act 2000 (Financial Promotions) Order 2005 (the “Order”), as the Company’s shares are admitted to trading on the London Stock Exchange’s Alternative Investment Market (AIM). Any investment or investment activity to which this document relates is only available in the United Kingdom to such persons as are permitted under the Order (“Relevant Persons”) and will be engaged only with such persons within the United Kingdom. Persons who are not (within the United Kingdom) Relevant Persons should not in any circumstances rely on this presentation. The contents of the Presentation are not to be construed as legal, business, investment or tax advice nor does it constitute a recommendation regarding any transaction. Each recipient should consult with their own legal, business, investment and tax adviser as to legal business, investment and tax advice. By receiving the presentation you acknowledge that you will be solely responsible for your own assessment of the market and the market position of the Company and that you will conduct your own analysis and be solely responsible for forming your own view of the potential future performance of the Company’s business.

This presentation is not for publication, release or distribution directly or indirectly in nor should it be taken or transmitted, directly or indirectly into the United States, Australia, Canada, Japan or South Africa or any other jurisdiction where to do so would constitute a violation of the relevant laws of such jurisdiction.

Certain statements, beliefs and opinions in this presentation, are forward-looking, which reflect the Company’s or, as appropriate, the Company’s directors’ current expectations and projections about future events. By their nature, forward-looking statements involve a number of risks, uncertainties and assumptions that could cause actual results or events to differ materially from those expressed or implied by the forward-looking statements. These risks, uncertainties and assumptions could adversely affect the outcome and financial effects of the plans and events described herein. Forward-looking statements contained in this presentation regarding past trends or activities should not be taken as a representation that such trends or activities will continue in the future. The Company does not undertake any obligation to update or revise any forward-looking statement, whether as a result of new information, future events or otherwise. You should not place undue reliance on forward-looking statements, which speak only as of the date of the Presentation.

By attending the Presentation or by accepting this document in any other way you agree to be bound by the foregoing provisions

# Q1 2026 Highlights

Net Production

**5,958 bopd**

Crude Oil Sales

**~517,000 bbls**

Revenue

**\$33.8 million**

Cash Balance

**\$18.5 million**

Net (Debt) / Cash

**(\$12.6 million)**

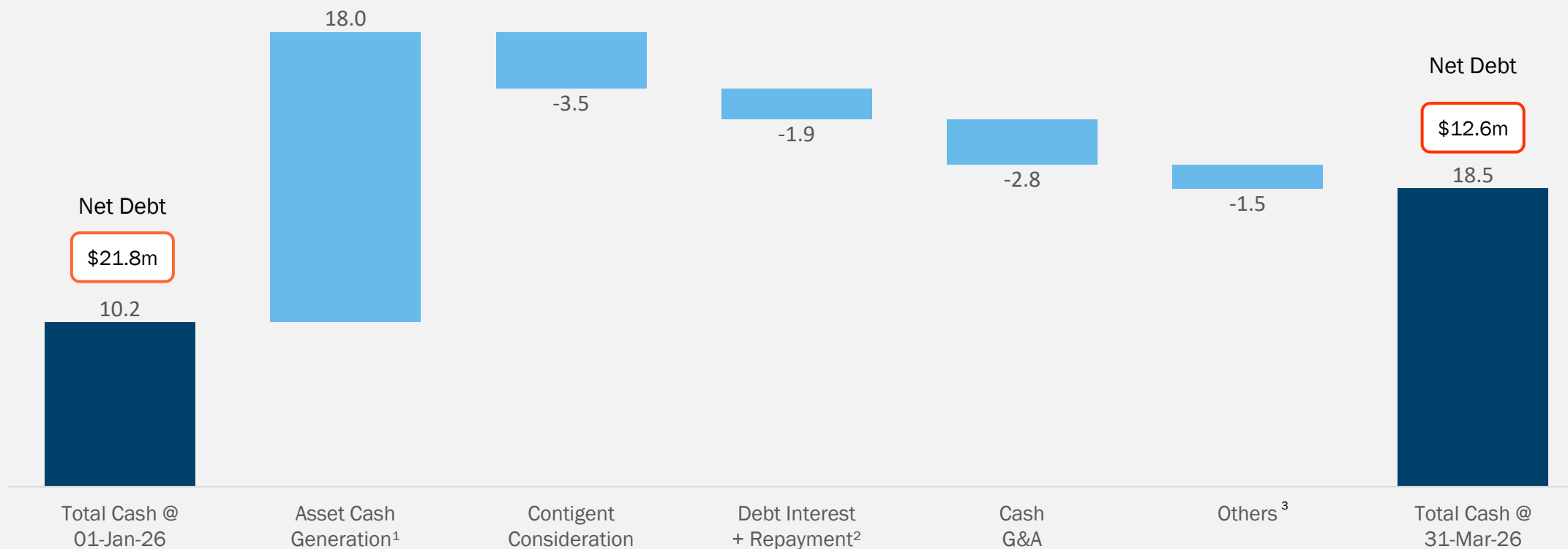
Total Debt

**\$31.5 million**

- **Strategic Review ongoing**, the Company continues to review options to maximise shareholder value
- **Offshore Portfolio driving value and revenue**,
  - **Drilling campaign**, fully carried two well programme underway with spud of Pacassa SW well
  - **Etu transaction** adds further exposure
  - **Block 3/24** development plans progressing
- **Kwanza onshore**, eFTG survey completed and KON4 approval progressing
- **Strong cash generation**, supported by January and April liftings and the current oil price environment

**Disciplined approach continues to deliver low cost portfolio expansion providing potential for material production and reserves growth**

# Q1 2026 Cash Reconciliation (\$m)

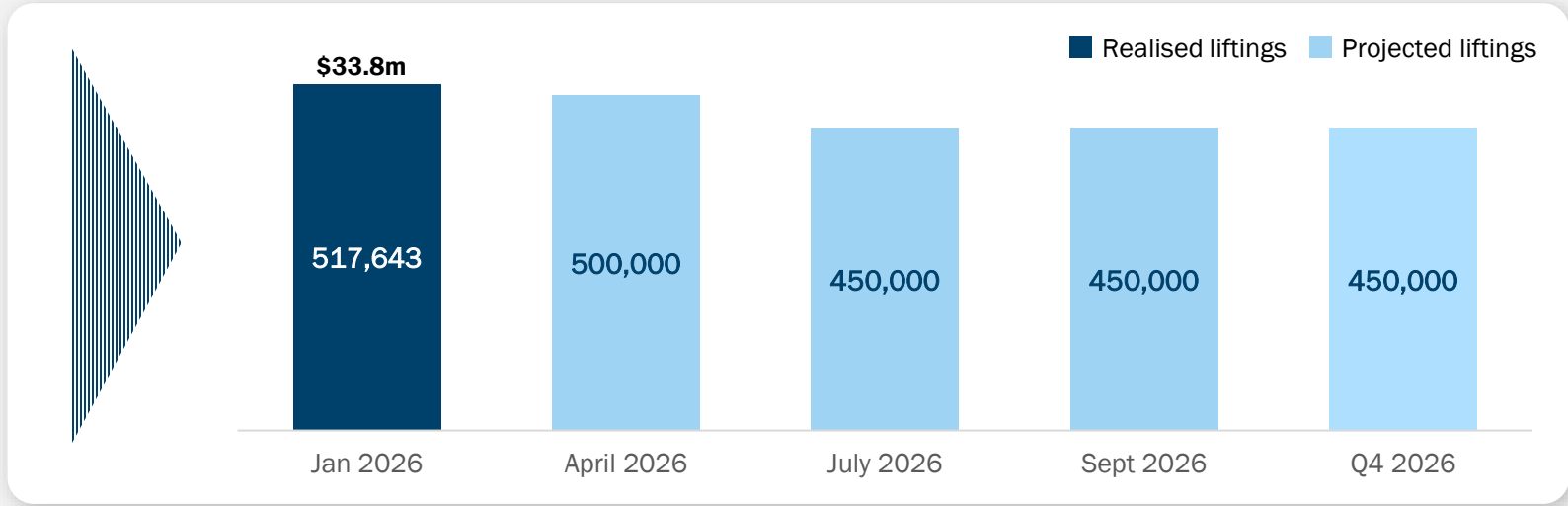


**Strong asset cash generation supporting capital investments, debt repayments, corporate costs and continued growth**

# Crude Oil Sales & Hedging Position

## 2026: Estimated Crude Oil Sales ~2.3 mmbbls

	Additional hedging under active review				
<b>% Hedged</b>	15%	98%	53%	53%	
<b>Put Options</b>	15% puts @ \$60/bbl	98% puts @ \$60 - 68/bbl	53% puts @ \$62.5 - 65/bbl	53% puts @ \$60 - 62.5/bbl	
<b>Call Options</b>	15% calls @ \$87/bbl	50% calls @ \$86 - 92/bbl	53% calls @ ~\$78/bbl	53% calls @ \$78 - 79/bbl	



## 2026 Lifting/Hedge Programme

- 517,643 sold on 21<sup>st</sup> January at average realised price of \$65.38/bbl
- April lifting of up to 500,000 bbls scheduled at the end of the month with pricing based on April average Dated Brent
- Targeting three further liftings, subject to production performance and cargo timing
- Hedging of H2 2026 cargoes remains under active review

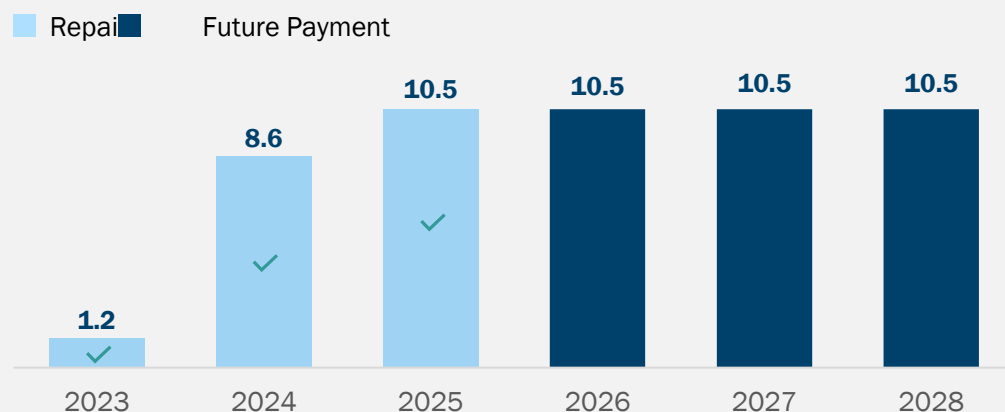
**Active management of crude oil sales and hedging - reduces cost and provides cash flow certainty in current period of market volatility**

# Debt Profile & Working Capital Facility

## RBL Debt Maturity Profile<sup>1</sup>

Facility	Principal drawn (\$m)		Rate	Maturity
	Dec-24	Mar-26		
RBL	42.0	31.5	3m SOFR + 8%	May 28

## RBL Principal Maturity Profile (\$m)



## Working Capital Facility

- Up to \$30 million revolving facility
- 4.75% margin over 1-month SOFR
- Payable using proceeds from liftings
- Proceeds receivable 30-35 days after lifting date

## Near-Term Liquidity & Financing

- Discussion underway to extend existing RBL facility to support near-term funding
- Assessment of financing options to support upcoming and future growth projects ongoing

**Current RBL & working capital facilities have provided financial flexibility and liquidity through the cycle. Looking ahead, we are reviewing optimum balance sheet structure for next phase of growth.**

# Afentra Increases Exposure to Blocks 3/05 and 3/05A

## Building Scale and Alignment in Core Angola Assets

### Acquisition Highlights

- Increases Afentra interest to :
  - 33.33% in Block 3/05
  - 24.99% in Block 3/05A
- Consideration:
  - Upfront - \$15.20 million<sup>1</sup>,
    - subject to customary completion adjustments
  - Contingent payments – up to \$6.74 million
    - \$4m across 2025<sup>2</sup> & 2026 on sliding scale \$75/bbl - \$123/bbl
    - \$2.74m subject to development of 3/05A discoveries
- Deal metrics mirror previous transactions c. \$4/2P mmbbls
- Effective date 31 December 2023
- Further consolidation of joint venture partnership

### Impact of Etu Acquisition

Net Average Production 2025 **6,324 bopd** → **7,035 bopd**

Net 2P+2C Reserves & Resources YE 2025 **120 mmboe** → **130 mmboe**

2025 Revenue **\$114.4 million** → **\$133.0 million**

Post completion interests	INA deal	Sonangol deal	Azule deal	Etu deal
<b>Block 3/05</b>				
Sonangol (op.)	50%	36%	36%	39.34%
<b>Afentra</b>	<b>4%</b>	<b>18%</b>	<b>30%</b>	<b>33.33%</b>
Maurel & Prom	20%	20%	20%	23.33%
Etu Energias	10%	10%	10%	0%
NIS Naftagas	4%	4%	4%	4%
<b>Block 3/05A</b>				
Sonangol (op.)	33.33%	33.33%	33.33%	39.34%
Maurel & Prom	26.67%	26.67%	26.67%	30.33%
<b>Afentra</b>	<b>5.33%</b>	<b>5.33%</b>	<b>21.33%</b>	<b>24.99%</b>
Etu Energias	13.33%	13.33%	13.33%	0%
NIS Naftagas	5.33%	5.33%	5.33%	5.33%

**Disciplined, step-by-step expansion of Afentra's working interest in world-class, producing and development assets through smart value accretive acquisitions**

# Capital Allocation Framework

## Positioning Afentra for Scalable Growth and Long-Term Returns

### Balance Sheet Strength

- Retain a strong liquidity position to support disciplined growth and navigate commodity volatility
- Maintain a prudent leverage position through the cycle
- Use debt selectively to fund value-accretive growth and build future capacity

### Shareholder Returns

- Focus remains on reinvesting cash into accretive growth opportunities
- Return of capital through dividends or buybacks remains under consideration
- Committed to avoiding/minimising equity dilution and preserving long-term value



### Organic Growth

- Prioritise short cycle production & development opportunities
- Invest in existing production facilities to optimise performance, protect value, build capacity for future cash generation
- Fund drilling activity, to grow production and reserves alongside selective investment in onshore acreage

### Inorganic Growth

- Pursue opportunities in Angola and other West African jurisdictions
- Leverage availability in debt market to fund new and existing asset capacity
- Structure transactions to avoid/minimise equity dilution

**Our disciplined approach balances growth ambition with balance sheet resilience, ensuring capital is deployed at the right time and pace**

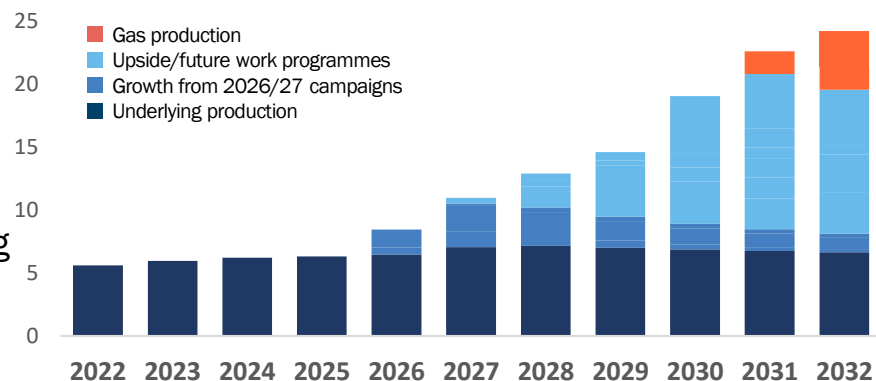
# Delivering Material Organic Growth and Value

## Significant Offshore and Onshore Portfolio assembled at low cost

### Offshore – Asset Revitalisation to Production & Reserves Growth

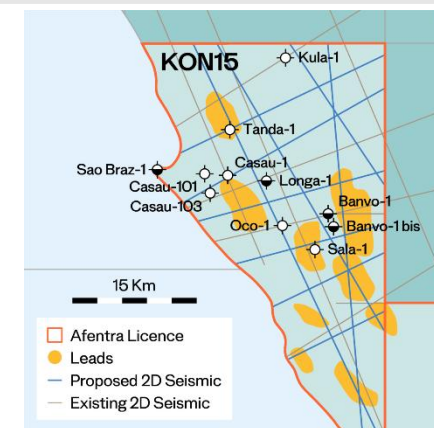
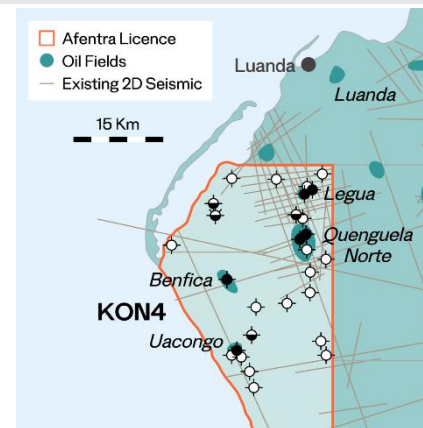
- Infrastructure revitalisation significantly advanced, materially improving asset reliability and enabling sustainable production growth
- 2026 drilling campaign commenced, with spud of Pacassa SW and hydraulic workover preparations ongoing
- ETU transaction strengthened, with Sonangol joining Afentra and M&P in acquiring interests in Blocks 3/05 and 3/05A, completion expected in Q2 2026
- Block 3/24 progressing through pre-development activities, including planning for wellhead inspection and survey work

Oil Rate kbopd (net)



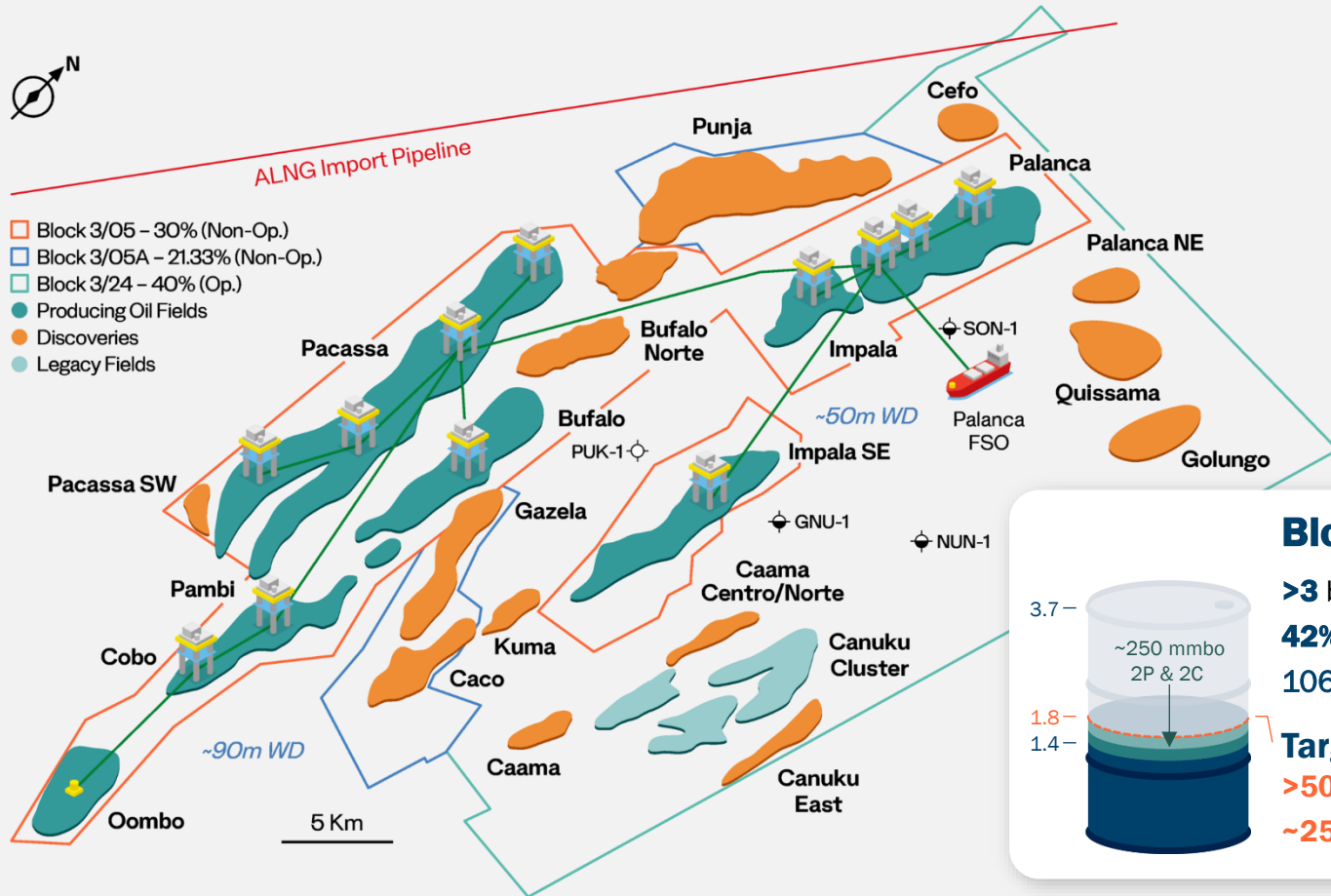
### Onshore – Building a Pipeline of Identified Upside

- Portfolio build-out underway, with multiple identified opportunities across the basin
- KON4 license progressing through approvals, award expected in Q2 2026
- Basin-wide eFTG survey completed, enhancing prospect definition and informing next steps in exploration and development planning
- Technical evaluation progressing, focused on field reactivation, establishing prospect inventory, seismic acquisition and future drilling candidates



# Multi-Billion bbl Shallow Water Assets Offshore Angola

Potential for >300 mmbo Gross Recovery Across Blocks 3/05, 3/05A & 3/24



## Scale of the Prize

Oil & Gas in Place

>3.7 bbo

~ 1.2 Tcf

Reserve & Resource Potential

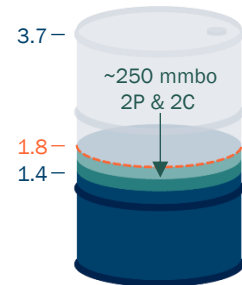
>250 mmbbbls

>550 bcf

### Block 3/05

>3 billion bbls  
42% Recovery to date  
106.4 mmbo 2P<sup>1</sup>

**Targeting**  
>50% recovery  
~250 mmbbbls



### Block 3/05A

300 million bbls  
1% Recovery to date  
98.6 mmbo 2C<sup>1</sup>

**Targeting**  
>30% recovery  
~90 mmbbbls

### Block 3/24

~200 million bbls  
400 bcf  
52.4 mmbo 2C<sup>1</sup>

**Targeting**  
Development options under review

Vast underdeveloped asset with substantial potential to increase production and replace reserves through organic growth, whilst reducing emissions

# Infrastructure Revitalisation & Water Injection


## Safety, Reliability, Uptime & Recovery



### FSO Palanca Recertification

Objective: Extend operational life & avoid dry dock

- Full Bureau Veritas (BV) recertification conducted while in operation (18-month process)
- Certified components include: hull, machinery, cranes, and lifting systems
- **Outcome:** Completed in Q4 2025, with formal re-certification received in early April 2026



### Power Generation & Mechanical Revamping

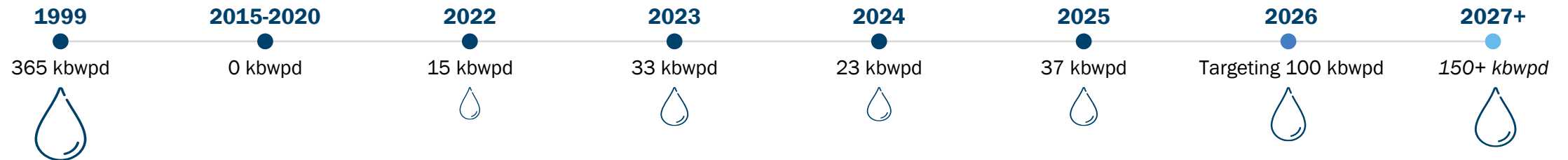
Objective: Restore critical power infrastructure and reduce failure risk

- Power generation overhaul and crane revamping progressing across Cobo sector
- Mechanical repairs and upgrades improving availability, reliability and HSE performance
- **Outcome:** Improved equipment availability, operational resilience and HSE risk reduction



### Water Injection

Objective: Converting Reliability into Increased Oil Recovery



**Infrastructure and water injection are driving enhanced recovery and supporting production growth**

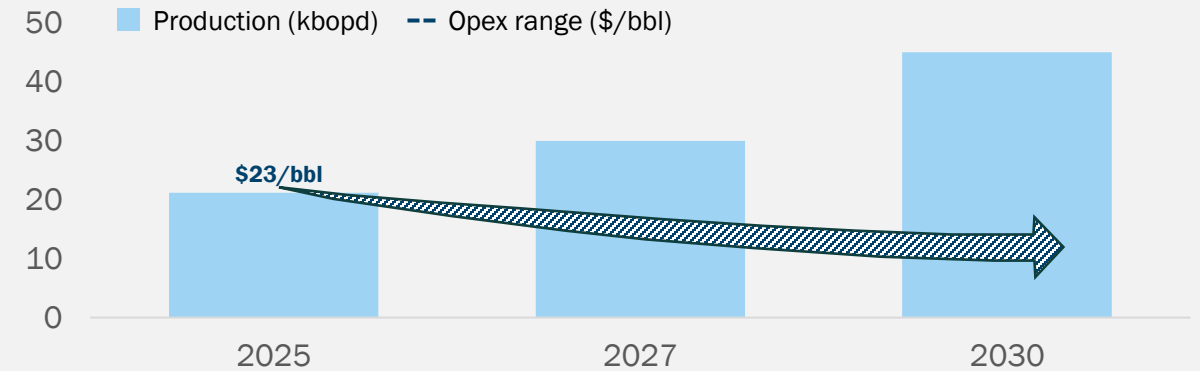
# Block 3/05 Area - OPEX Reduction Driven by Production Growth

## Operational Leverage and Efficiency Upside

### Independent Operational Review (McKinsey)

- **Maintenance & reliability**  
supports operating leverage at scale
- **Logistics & marine / aviation**  
material efficiency opportunity
- **Operating model & planning**  
enabler of broader savings
- **Contracting & procurement**  
structural medium-term upside
- **Energy & utilities**  
smaller, incremental opportunity

### Opex vs Production



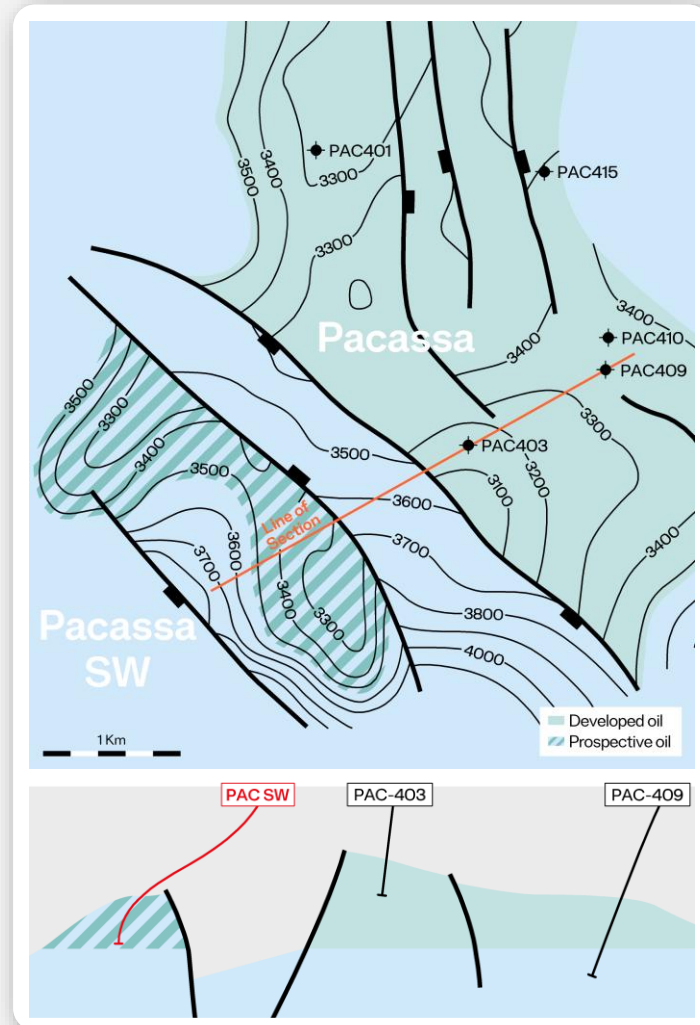
### Key drivers

- Increasing production will be primary driver of reduction in opex per barrel
- Operational review identifies key efficiencies that when delivered will be a secondary driver

**Production growth drives operating cost reduction supported by efficiency initiatives**

# Pacassa SW– Unlocking Large, Undrilled Potential

Pac SW-1 well planned for 2026, potential to open up significant extension of the Pacassa Field



Potential Oil in place<sup>1,2</sup>

**32 – 210**

mmbbls

**Pac SW Supported by:**

- Well defined structural closure
- Highly productive offset wells
- Oil migration pathway
- Independent review

**Pacassa SW-1- Potential<sup>2</sup>**

- 5000+ bopd expected initial rate
- US\$50m well cost<sup>3</sup>
- First Oil target for Q3 2026

**Development Potential**

- Up to 3 additional wells
- Resource potential of up to 70 mmo<sup>2,4</sup>
- Successful well could trigger development of new “SW Pacassa” field

**Q2 2026**

Drill & Complete PacSW-1

**Q3 2026**

First Oil

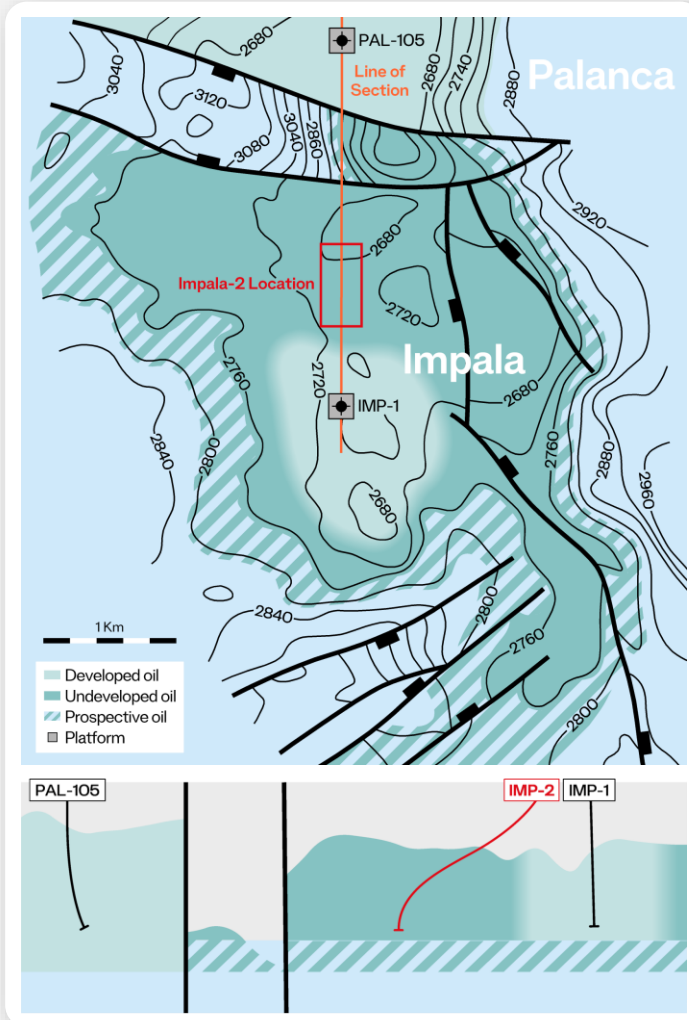
**2026/27**

Review potential for additional development

**Pac SW-1 drilled from existing infrastructure can:  
Unlock large un-tested fault block with material upside  
Deliver early production and reserves upgrade**

# Impala Field – Proven Resource, Material Untapped Potential

Impala-2 well planned for 2026, potential for significant additional reserves



Oil in place<sup>1</sup>

**60 - 200**  
mmbbls

Recovery To Date

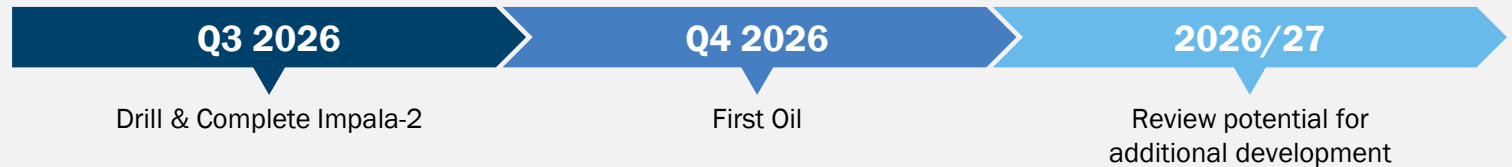
**12** mmbbls  
**4000** bopd peak  
**1** production well

Impala 2 – Potential<sup>1</sup>

- 4000 bopd expected initial rate
- US\$50m well cost<sup>2</sup>
- First Oil target for Q4 2026

Impala Field Development

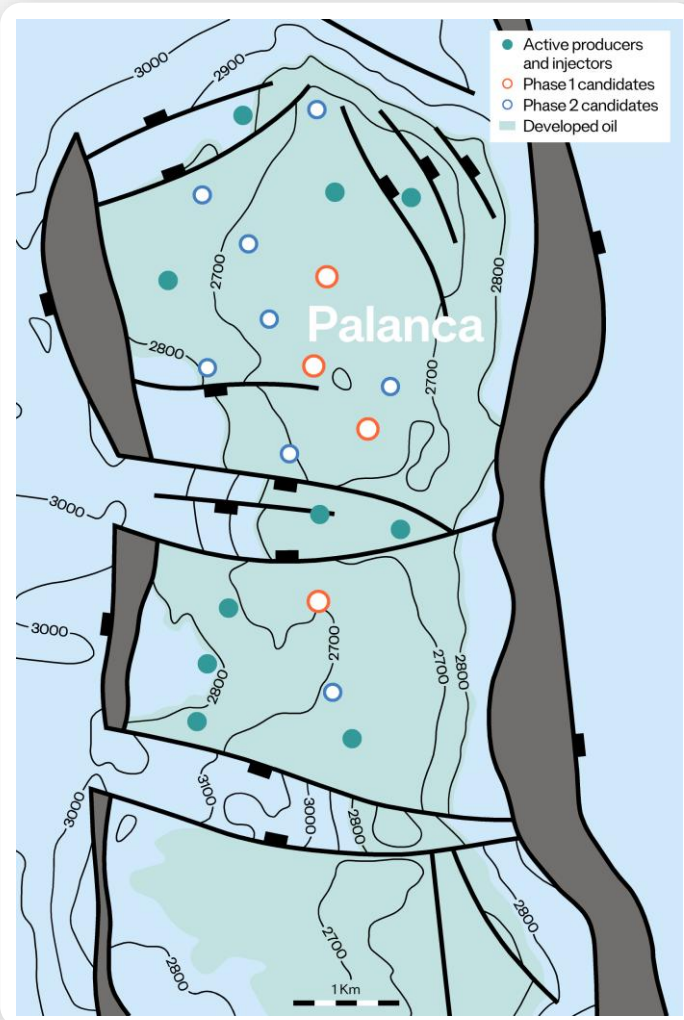
- Up to 3 additional wells
- Reserve potential of up to 50 mmbbl<sup>1</sup>
- Opportunity to replicate in other fields



**Impala-2 drilled from existing infrastructure can:  
Unlock material existing undeveloped resource  
Deliver early production and reserves upgrade**

# HWO Programme – Restoring Production from Shut-in Wells

Low-cost interventions to unlock incremental reserves & resources



## Recoverable Potential<sup>1</sup>

**10 - 20**  
mmbbls

## Work Completed

- Well integrity review
- Candidate screening
- Phase 1 wells selection
- Preparation for HWU<sup>2</sup> tender

## HWO-Phase 1 – 2026 Campaign<sup>1</sup>

- 3 workovers (integrity + gas lift failures)
- ~3,500 bopd expected uplift in Yr 1
- US\$5-10m cost per workover
- First restarted well online Q4 2026

## Future Potential

- 20+ candidates being screened
- Repeatable low-cost HWO cycles

Q4 2026

HWU mobilisation

Q4 2026

First restarted well online

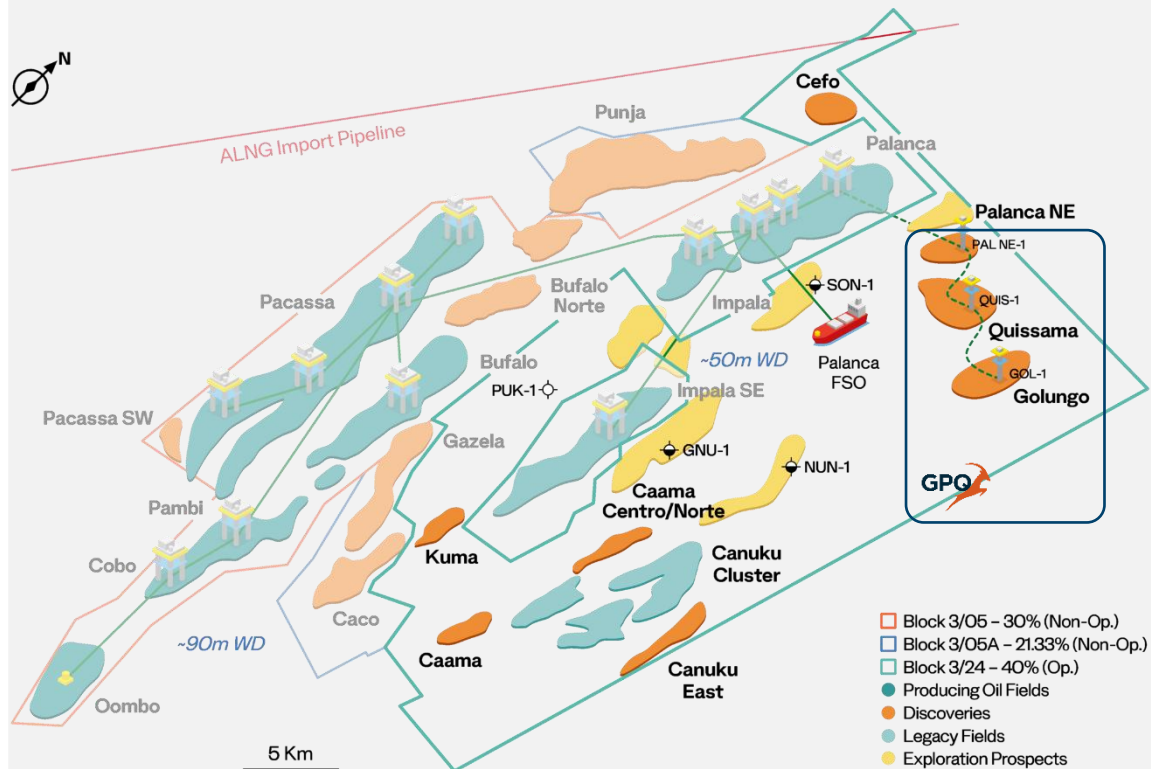
2027+

Evaluation 20+ wells for Phase 2

**Short-cycle, low-cost restoration of shut-in wells delivering near-term production uplift from 2026**

# Block 3/24 - Near-Term Operated Development Opportunity

## Low-Cost Development Opportunities Adjacent to Existing Infrastructure



**Operated development being fast-tracked toward ~10,000 bopd project, targeting FID in Q4 2026**

### Block 3/24 Potential<sup>1</sup>

- Portfolio diversity: 10 oil & gas discoveries, including 3 previously produced fields
- All wells tested, with flow rates up to 6,000 bopd
- Estimated >190 mmbbls STOIP and 400 BCF GIIP already discovered
- Reservoirs have not been re-evaluated using modern techniques

### GPQ [Golungo-Palanca NE-Quissama]-Initial Infrastructure-Led Development Plan

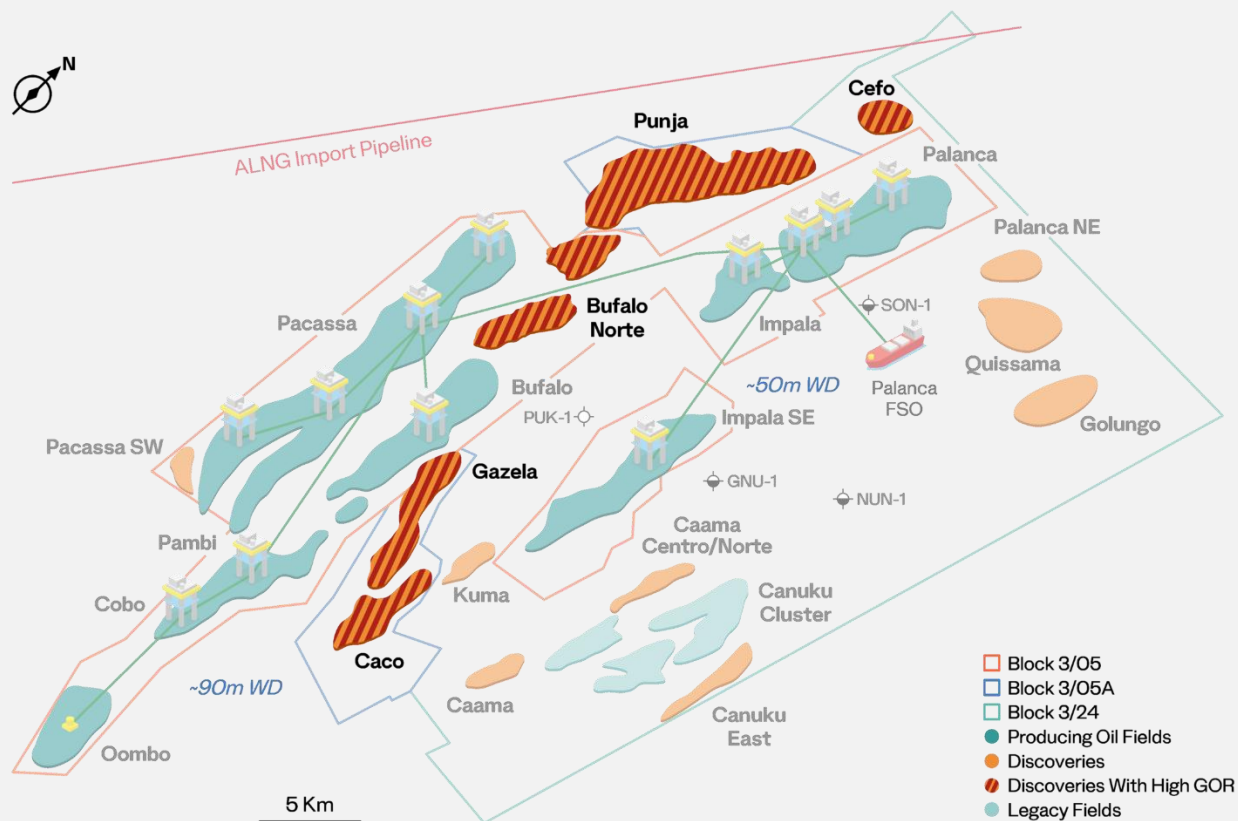
- Near-field discoveries ~5km from Block 3/05 infrastructure, with available capacity
- Shallow water depths suitable for small-scale platform deployment
- Well re-entry & development optimisation studies support low-cost execution
- Phased development planning to re-access wells & fast-track first oil

### Future Development & Exploration Potential

- Assessment of commercialisation pathways for phase 2 discoveries
- Studies to review potential for reactivation of Canuku field cluster
- Potential to progress multi-phased repeatable developments beyond GPQ
- Future seismic acquisition to assess exploration potential across block

# Unlocking Liquids Value Through Gas Management

Material liquids upside enabled by gas management and export solutions



## High GOR Discoveries

- Punja, Bufalo Norte, Caco-Gazela and Cefo
- OIIP ~300 mmbbls, with significant associated gas volumes ~1200 Bcf GIIP
- Discoveries well defined through appraisal wells and 3D seismic

## Liquid Monetisation Pathway

- Unlock oil recovery through gas management and export solution
- Potential tie-in to nearby (5 Km) gas import pipeline to ALNG facilities
- Solutions could also enable monetization of gas and associated condensate

**Gas management delivering reduced emissions and longer-term developments supporting further production and reserves growth**

# Kwanza Onshore – Value-Driven Strategic Opportunity

## Building a Strategic Acreage Position


### Early Production Opportunity

- Previously producing oil fields offering considerable untapped potential
- Licenses benefit from favourable fiscal terms
- Potential for low-cost re-development of existing fields
- Cash flow generation through early production to Luanda refinery

### Low-Cost exploration in proven Basin

- Proven hydrocarbon basin with record of oil production
- Deploying team's significant experience in low-cost onshore exploration
- Strengthening Angolan relationships by supporting local companies explore Kwanza onshore

**Afentra is well-positioned to unlock early production and untapped exploration opportunities**



# Commercialisation of Existing Fields – KON4

## Efficient pathway to production



### Production Opportunity

**>200**

mmbbls oil in place

**12,000**

bopd peak production

**46**

mmbbls recovered to date

**??**

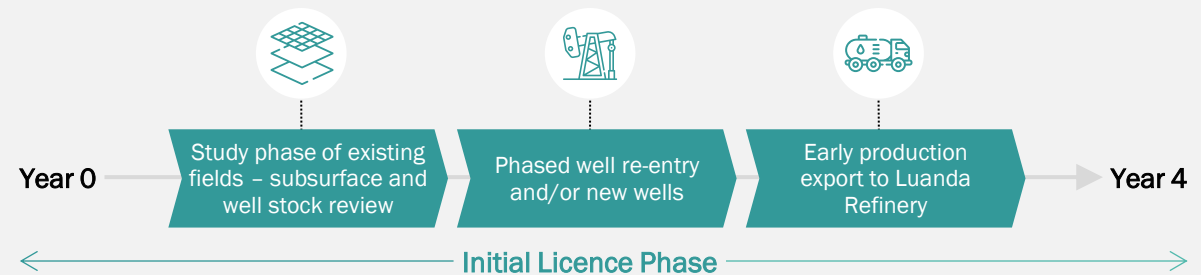
% recovery factor

### Current Work Programme

- **JV technical collaboration advanced** – initial workshop and eFTG completed; transitioning to execution of the integrated technical work programme
- **Field reconnaissance completed** – confirming infrastructure, accessibility, and community landscape readiness for operations
- **Integration of historic data ongoing**, supporting subsurface modelling and identification of re-development focus areas

### Next Steps & Catalysts

- **eFTG data acquisition completed**; interpretation & integration commencing
- **Subsurface model and play analysis**, follows integration of eFTG and legacy seismic/well data
- **Planning for well re-entry & 2D seismic acquisition**, including environmental permitting and early-stage vendor engagement



# Under-Explored Working Hydrocarbon Basin– KON4, 15 & 19

Low-cost, high potential exploration opportunity



## Current Work Programme

- Formal partnership alignment advanced – with alignment achieved on forward work planning across the KON blocks
- ESIA initiated on KON19 and KON15 to support upcoming field operations
- Contractor selection progressing – award expected shortly to commence ESIA field work
- eFTG survey completed over KON4, KON15 & KON19 – work now progressing to integrate results and update prospectivity

## Next Steps & Catalysts

- eFTG interpretation will guide seismic survey design and identify priorities
- Environmental and regulatory preparations to support 2D seismic acquisition
- Progression towards prospect definition and exploration well planning

Potential to apply ~40 years of subsurface technology and understanding to deliver rapid and efficient assessment of opportunities



# Onshore Leads – Building a Pipeline of Drillable Opportunities

From regional leads to prospects through targeted subsurface work



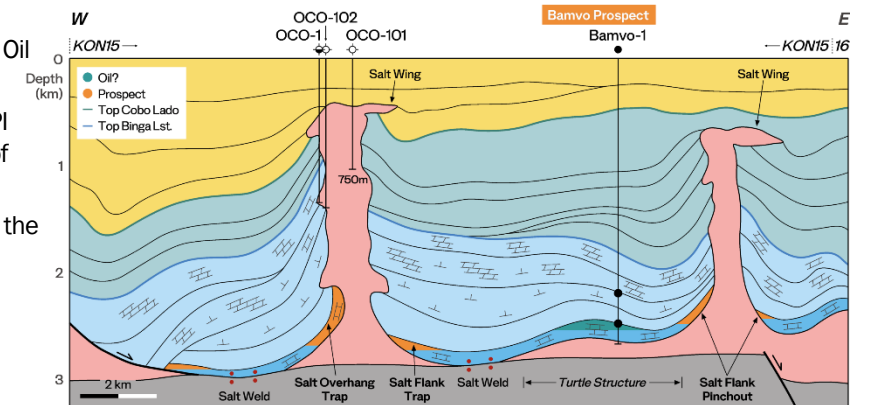
- Material lead inventory with ~ 40 leads across the Kwanza onshore acreage
- Working hydrocarbon system demonstrated by Bamvo-1 – oil shows in both pre-salt and post salt
- eFTG data acquired - interpretation underway to high-grade leads and define seismic placement

## Next Steps

- Complete eFTG interpretation and ranking
- Acquire targeted 2D seismic over priority leads (H2 2026)

## Bamvo-1 – Historic well left suspended (1961)

- Drilled on sparse 2D seismic
- Targeted Tuenza and Binga formations; Oil shows from 2500m to TD at 3025m
- Multiple flow tests with 57bbbls of 27°API recovered from Tuenza and ~600bbbls of 32°API from Binga carbonate
- 2010 High quality 2D Seismic indicates the well was drilled downdip on structure
- 100m+ updip potential across 7Sqkm
- Attractive re-entry candidate



## Opportunity Pipeline

~40 Leads

eFTG survey interpretation  
+ 2D seismic  
acquisition & interpretation

Prospects

# Activity Roadmap: Milestones & Catalysts

Onshore / Offshore	Activity	Op. / Non-Op.	2026				2027			
			Q1	Q2	Q3	Q4	Q1	Q2	Q3	Q4
<b>Offshore</b>										
Block 3/05	Revamping	Non-Op. (30%)	Cobo Sector		Pacassa Sector					
	LWI's		40+ LWI's				LWI's continue			
	HWO's		HWO planning		Execution					
	Wells/Rigs		Well planning		Pac SW + 1		Future Well Execution			
Block 3/05A	Satellite Discoveries	Non-Op. (21.33%)	Satellite Development Planning		Engineering & Design					
			Gas Management Concept / FEED							
Block 3/24	Development Planning	Op. (40%)	Development Planning		Re-entry planning		Execution			
<b>Onshore</b>										
KON4* (Production)	Re-development Planning	Op. (35%)	eFTG	Study phase		Re-entry planning		Re-entry execution		
KON4/15/19 (Exploration)	eFTG / 2D Seismic	Op (35%) / Non-Op (45%)	eFTG	Study phase		2D Interpretation				
			Seismic planning		Acquisition		Seismic planning		Acquisition	

**Optionality across assets supports continuous delivery, portfolio progression and value creation**

# Afentra: Next Phase of Growth

## Foundation Established

- Existing production stabilized and optimised
- Infrastructure performance enhanced and de-risked
- High-quality portfolio built through disciplined asset selection
- Strong partnerships and operating relationships established



## Significant Organic Growth Potential

- Material production and reserves growth through workovers and infill drilling
- Fast-track development of Block 3/24 discoveries, leveraging existing infrastructure
- Unlocking Block 3/05A discoveries through progressing gas management solutions
- Advancing onshore Kwanza acreage to deliver additional growth catalysts



## Continued Portfolio Growth

- Expanding existing licence portfolio through local presence
- Pursuing additional acquisition opportunities in Angola
- Continuing to evaluate selective M&A opportunities outside Angola



# APPENDIX

# Strengthened Board and Team

Deep experience and expertise across Africa



**Thierry Tanoh**  
Chairman



Thierry Tanoh is an experienced senior director with global experience, a strong track record in both public and private sectors and has held senior positions within African Government ministries. Relevant experience includes various roles within International Finance Corporation (IFC) as Vice President within the Senior Executive Team and a member of IFC's credit committee based in Washington, and Director of Sub-Saharan Africa based in Johannesburg. Following 12 years with IFC, Mr Tanoh was appointed as CEO of Ecobank Group, a pan-African banking conglomerate with banking operations in 33 African countries. Following his departure in 2014, Mr Tanoh was appointed a member of the office of the President of the Republic of Cote d'Ivoire, serving initially as Minister, Deputy Chief of Staff before being appointed as Minister for Oil, Energy and Renewable Energies between 2017-18.



**Paul McDade**  
Chief Executive Officer



Paul's 35 years within the international Oil & Gas business has provided him with a rich and diverse set of relevant experiences. From his, social, security and safety environment early international experience in challenging operations, to his 19 years as COO and then CEO of Tullow Oil, he has essential first-hand experience of what is required to build a successful African-focused, responsible oil & gas company. His strong focus on delivering stakeholder value, shared prosperity, environmental performance and strong governance, coupled with his understanding of the role that Oil & Gas has to play in both the global and African energy transitions, makes him the ideal leader to deliver Afentra's ambitious growth strategy, a company that will have stakeholder objectives and ESG embedded at its core.



**Anastasia Deulina**  
Chief Financial Officer



Anastasia's multicultural upbringing and over 20 years of working in the energy sector within global, tier-1 investment banks, private equity and corporates has given her extensive experience in strategy development, deal origination, structuring and execution, M&A and business transformation. Her primary focus is always on driving sustainable business growth that has a visible positive impact on the bottom-line. This, along with her significant prior board experience, both as a NED and committee member, and her strong global business development and financial network means that Anastasia provides expert leadership as Afentra's CFO.



**Ian Cloke**  
Chief Operating Officer



Ian has over 25 years experience of working in international Oil & Gas with a proven track record of delivering operational, technical and commercial results. His focus and background of deploying innovative technologies across global upstream has delivered significant value for all stakeholders. As EVP at Tullow Oil, he led multi-cultural and diverse teams delivering operations safely and at pace across Africa and South America, from remote onshore to ultra deepwater, effectively managing risk and social-environmental sensitivities whilst embedding strong financial discipline. He has first-hand experience in making a difference in countries having discovered and delivered commercial oil & gas in Uganda, Kenya and Guyana. Having lived and travelled throughout Africa, he has enjoyed the full spectrum of life and business on the continent, making him an ideal founding partner and COO of Afentra.



**Gavin Wilson**  
Non-Executive Director



Gavin Wilson has held the position of Investment Director at Meridian Capital Limited, a Hong Kong based international investment firm, for over a decade, managing an Oil & Gas portfolio focused on world-class assets in emerging markets. Mr Wilson founded and managed, for over seven years, two successful investment funds - RAB Energy and RAB Octane. Previously he was Managing Partner of Canaccord Capital London's Oil & Gas division, responsible for Sales and Corporate Brokering/Finance.



**Andrew Osborne**  
Non-Executive Director



Andrew Osborne has over 30 years' experience in senior executive and board leadership roles across the global oil & gas industry and investment banking. He has a strong track record in business transformation, M&A, capital markets and strategic financing. Most recently, he served as EVP (Special Projects) at Harbour Energy, leading major growth and transformation initiatives, including the \$11.2 billion acquisition of Wintershall Dea's portfolio. Previously, as CFO of Chrysaor, he played a key role in building the company from a start-up into the U.K.'s leading independent oil & gas producer, securing private equity investment, executing multi-billion-dollar acquisitions and leading its public listing through the reverse takeover of Premier Oil. Earlier in his career, Andrew held senior investment banking roles with Merrill Lynch, advising FTSE 100 and 250 boards on strategy, capital raising and corporate transactions. His extensive financial and strategic experience supports Afentra's continued growth and value creation.

## Wider Afentra Team

Highly experienced individuals across technical, commercial, legal and finance disciplines



# Delivering an Industry Transition in Angola

UK



1993

**1.9 Mmbopd** Production

~**25 Bn** Reserves & Resources (boe)

> **70%** Production from IOC's

----- 30 Years ----->

**North Sea Industry Transition**

> **150** Transactions

~ **\$50 Billion** Value of Transactions

2023



- Majority of production today managed by Independents
- Improved Recovery
- Life Extension of Assets
- Increased Reserves & Resources
- Value creation for shareholders

Angola



2023


**1.1 Mmbopd** Production

~**15 Bn** Reserves & Resources (boe)

~ **95%** Production from IOC's/NOC's

**Positive Investment Environment**

- Stable Government focused on reforms
- O&G industry core to Angolan economy
- Improved fiscal environment
- Abundant resources & opportunity pipeline



**Opportunity for Afentra**

- First mover advantage
- Partner with local companies
- Deploy operating expertise
- Supporting energy transition

Source: IHS Markit and Mergermarket Data.

# Value Driven Deal Making

Transaction Timeline (Effective Date)	 <b>INA</b> (Sep-21)	 <b>Sonangol</b> (Apr-22)	 <b>AZULE ENERGY</b> (Oct-22)	Aggregate
Upfront Consideration	\$12.0m	\$56.5m	\$48.5m	\$117.0m
Adjustments <sup>1</sup>	\$16.8m	-	(\$4.3m)	\$12.5m
Asset Cashflow Contribution <sup>2</sup>	(\$1.8m)	(\$35.4m)	(\$15.8m)	(\$53.0m)
Net Completion Payment	\$27.0m	\$21.1m	\$28.4m	\$76.5m
Stock Entitlement (bbls)	207,868	158,691	480,000	846,559
Stock Value Inherited @ Completion <sup>3</sup>	~\$18.3m	~\$13.5m	~\$40.2m	~\$72.0m

## Future contingent considerations (YE 2025)

- **INA Transaction**
  - Block 3/05A up to \$2.5m subject to future Punja development<sup>4</sup>
- **Sonangol Transaction**
  - Up to \$28m over 8 years, paid as \$3.5m per annum, subject to oil price and production hurdles<sup>5</sup>
- **Azule Transaction**
  - Up to \$15m subject to Block 3/05A future developments<sup>6</sup>

<sup>1</sup> Relates to materialised contingent considerations, working capital adjustments and interests accumulated from effective date to completion date.

<sup>2</sup> Asset cashflow generation from effective date to completion, comprising crude oil sales less PIT and cash calls paid.

<sup>3</sup> Stock value computed based on realized oil prices of \$88/bbl for INA, \$85/bbl for Sonangol and \$84/bbl for Azule.

<sup>4</sup> Subject to development of Punja and a minimum Brent price of \$65/bbl.

<sup>5</sup> Brent price threshold of \$65/bbl and requires minimum gross annual production of 15 kbopd.


<sup>6</sup> Subject to development of existing discoveries and a minimum Brent price of \$75/bbl.

# Partnerships for Success

## Partnership Model



- Strategic alignment on asset outlook and sustainability agenda
- Aligning with operators with proven capabilities
- Materiality of interest to ensure relevance and influence
- Influence through leveraging of technical expertise
- Partner credibility and ability or all partners to fund exposure to work programme
- Strong operating capabilities within the group, when operating partner



**Afentra adopts a technical led approach that adds value to the operator and wider partnership by presenting initiatives that maximise asset value**

# History of the Asset

## 3/05

- Initial development phase 1983 – 1997 by ELF/Total
- Sonangol P&P operator since 2005
- Located 37km offshore, 60-100m water depth
- 4 processing platforms and 17 support structures
- First oil 1985 from Palanca
- Peak oil production ~ 200,000 bopd in 1998
- Peak water injection ~365,000 bwpd in 1999
- Water injection curtailed in 2015, restarted late 2020
- Last infill campaign closed out in 2010 (Pacassa)

## 3/05A

- First oil from Gazela field in 2015
- Wellbore shutdown in 2017
- Production restored March 2023

## 3/24

- >130 mmbbls discovered by ELF in the late 1980's
- Commerciality proven by Canuku development and production 2001-2008

## Palanca terminal

- Floating storage and offloading facility 'FSO' sales point with a maximum storage capacity of ~2 mmbbls

## Pacassa

First Oil: 1986  
STOIIP: 1103 mmbbls  
RF at 46%

## Pambi

First Oil: 1995  
OIP: 170 mmbbls  
RF at 31%

## Cobo

First Oil: 1993  
OIP: 396 mmbbls  
RF at 43%

## Oombo

First Oil: 1997  
STOIIP: 163 mmbbls  
RF at 42%

## Impala

First Oil: 1992  
STOIIP: 60 mmbbls  
RF at 19%

## Palanca

First Oil: 1985  
STOIIP: 587 mmbbls  
RF at 47%

## Cefo

Disc. date: 1988  
Test rate: 1,150bcpd + 32 mmscfd  
GIIP: 400 bscf

## Palanca NE

Disc. date: 1988  
Test rate: 6,000 bopd  
OIIIP: 24 mmbbl

## Palanca FSO

Built in 1991  
Storage: ~2 mmbbl

## Palanca NE

## Quissama

## Quissama

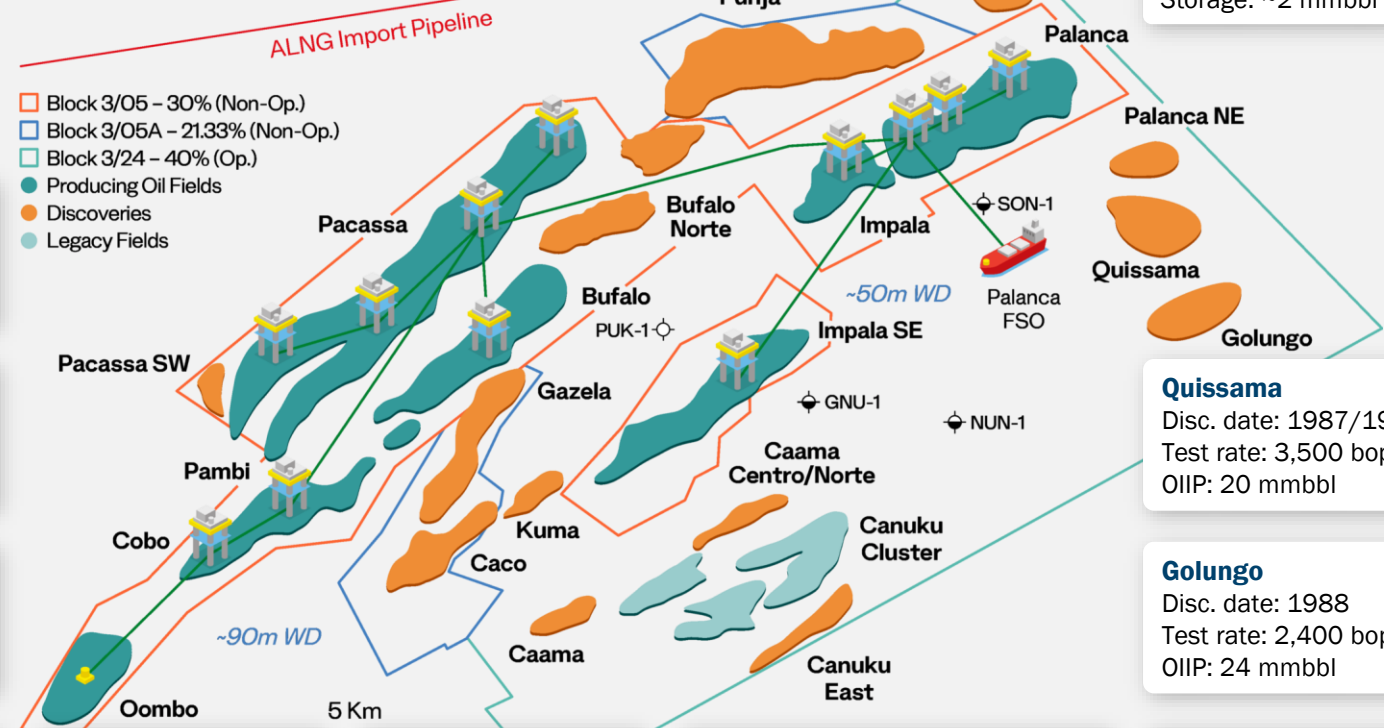
Disc. date: 1987/1992  
Test rate: 3,500 bopd  
OIIIP: 20 mmbbl

## Golungo

Disc. date: 1988  
Test rate: 2,400 bopd  
OIIIP: 24 mmbbl

## Impala SE

First Oil: 1988  
STOIIP: 320 mmbbls  
RF at 38%



## Kuma

Disc. date: 1988  
Test rate: 1,800 bopd  
OIIIP: 15 mmbbl

## Bufalo

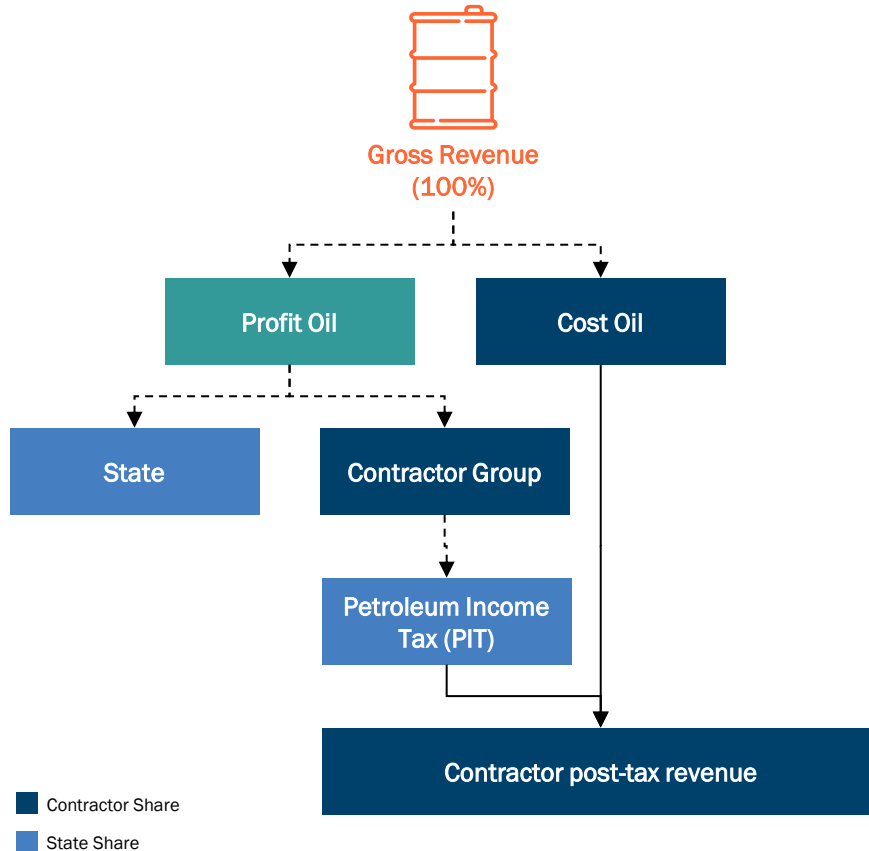
First Oil: 1988  
STOIIP: 358 mmbbls  
RF at 40%

## Canuku Cluster

Production 2001-2008  
Peak Production.: 12,000 bopd  
OIIIP: 53 mmbbl

# Production Sharing Contract (PSC) Mechanics

## Schematic Representation



## Illustrative Scenario Assuming Full Cost Recovery

### Key Fiscal Terms

	Block 3.05	Block 3.05A (Caco Gazela)	Block 3.05A (Punja)
<b>Cost Oil Limit</b>	75%	50%	80%
<b>Profit Oil Sharing</b>			
State Profit Oil Share	60%	30%	30%
Contractor Group (CG) profit oil share	40%	70%	70%
<b>Petroleum Income Tax (PIT)</b>	50%	50%	25%

### Illustrative Breakdown

	Block 3.05	Block 3.05A (Caco Gazela)	Block 3.05A (Punja)
<b>Gross Revenue</b>	100%	100%	100%
<b>Cost Oil Recovered</b>	75%	50%	80%
<b>Profit Oil</b>	25%	50%	20%
State Profit Share	15%	15%	6%
CG Profit Share	10%	35%	14%
<b>CG Pre-Tax Revenue</b>	85%	85%	94%
PIT Payable	5%	18%	4%
<b>CG Post-Tax Revenue</b>	80%	68%	91%

\* Block 3.05A (Punja) assumes a cost oil limit of 80% for first 4 years following first oil, reducing to 65% from year 5 onwards.

# Angola Onshore: Risk Service Contracts in Context



## Definition & Key Characteristics:

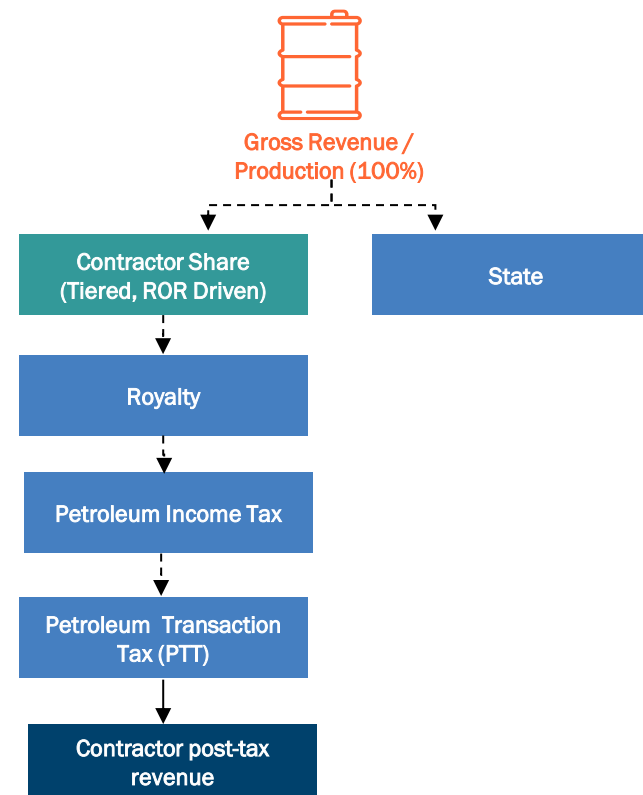
- RSCs – similar to PSCs - offer a clear commercial framework.
- In an RSC the contractor is compensated on a fee-based structure through a share of production.
- The state retains full ownership of resources, while the contractor focuses on efficient delivery.
- Exploration and development costs are paid by the contractor.



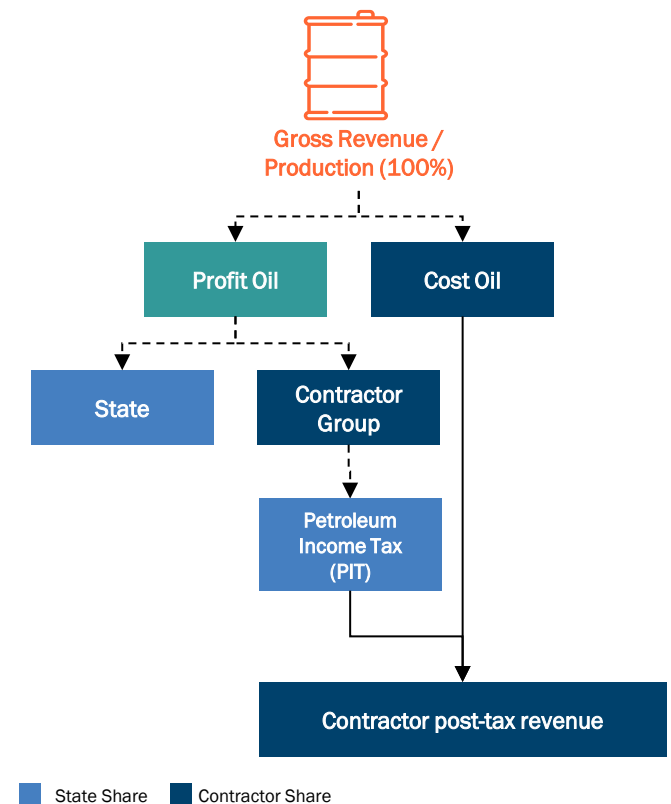
## Examples of RSCs in Angola:

- Risk Service Contracts are an established part of Angola's upstream framework, used across multiple basins. Leading international operators, including Chevron, ExxonMobil, Azule Energy and Equinor, currently operate under RSCs in the Lower Congo, and Kwanza basins.
- Recent contracts include:
  - Chevron (Blocks 49 & 50, Lower Congo, 2024)
  - Red Sky + ACREP + Sonangol (Block 6/24, Kwanza, Dec 2024)
  - Azule Energy + Equinor + Sonangol (Blocks 18/15, 46, 47, Lower Congo, Dec 2023)

### Risk Service Contract (RSC) Mechanics

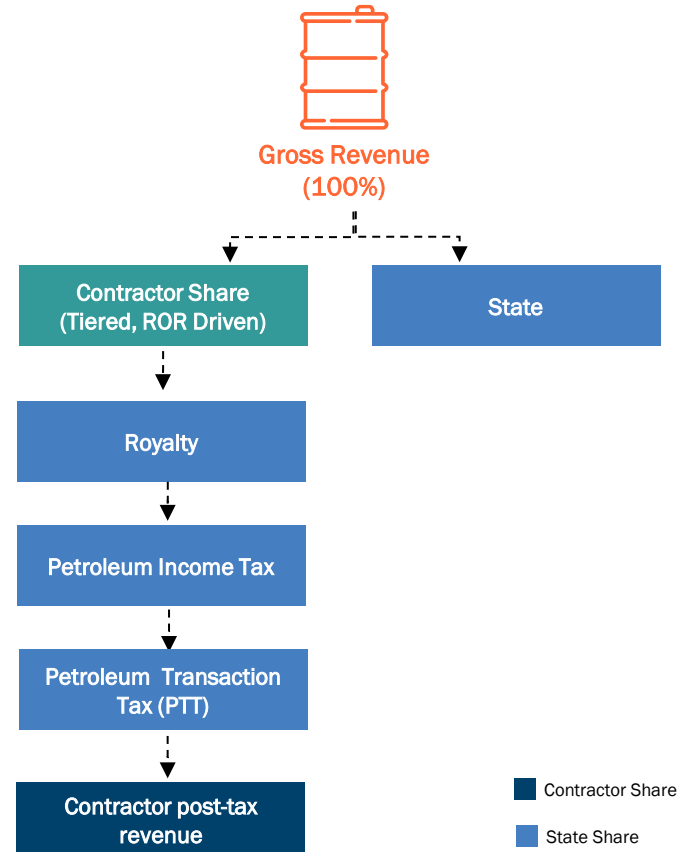


### Production Sharing Contract (PSC) Mechanics



# Block 3/24 Risk Sharing Contract (RSC)

## Schematic Representation



## Fiscal Terms – Standard Terms

- Royalty or Petroleum Production Tax (“PPT”): 20%
- Petroleum Income Tax (“PIT”): 65.75%
- Petroleum Transaction Tax (“PTT”): 70%
- Depreciation: 4 years (before production) & 6 years (after production)
- Investment Premium: 30%

ROR (Rate of Return) Threshold	Payment in Kind to the Contractor Group (%)	Production Allowance (%)
<15%	95%	86%
15%<20%	94%	84%
20%<25%	93%	83%
25%<30%	92%	81%
>30%	90%	78%

## Marginal Field Incentives

- Royalty or Petroleum Production Tax (“PPT”): 10%
- Petroleum Income Tax (“PIT”): 25%
- Petroleum Transaction Tax (“PTT”): 70%
- Depreciation: 3 years
- Investment Premium: 20%

ROR (Rate of Return) Threshold	Payment in Kind to the Contractor Group (%)	Production Allowance (%)
<10%	95%	95%
10%<15%	95%	85%
15%<20%	94%	75%
20%<25%	93%	65%
25%<30%	92%	50%
>30%	90%	35%

# Why Angola?

## Abundant Resources

Angola is Africa's second-largest oil producer, with vast untapped reserves. High quality mid-life assets primed for optimisation following prolonged period of underinvestment.

## Stable political environment

A stable political environment has led to reforms which have improved economic stability and transparency in Angola's business environment.

## New Venture Opportunities

Undeveloped and high-impact blocks being made available (eg Onshore Kwanza Basin Licensing Round).

## Government Support

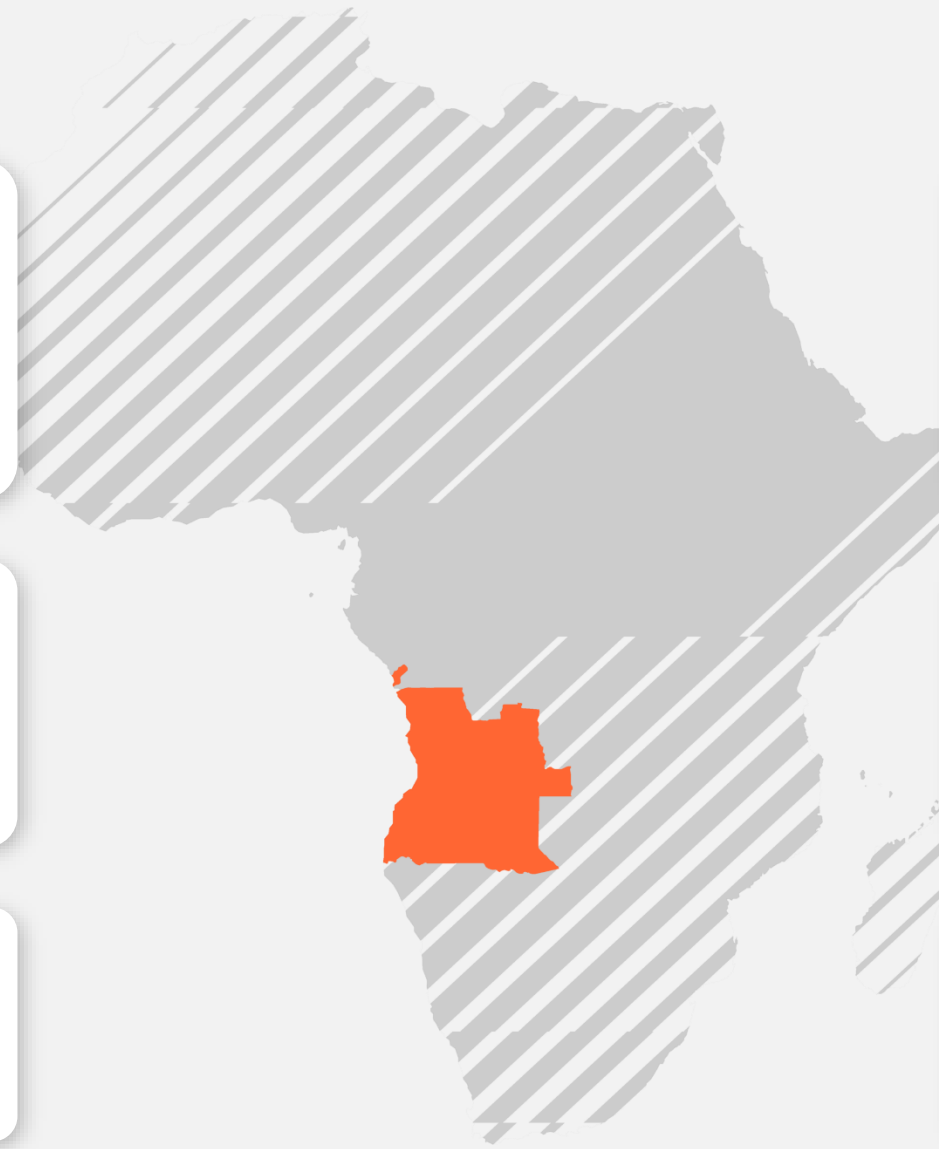
The Angolan government is actively seeking to attract foreign direct investment, offering incentives such as tax breaks and partnerships with the state-owned oil company, Sonangol.

## Improved fiscal environment

The Angolan government continues to reduce the burden on international oil companies to attract foreign investments.

## Improved governance

The establishment of the ANPG regulates the industry in line with global best practice.



# Angola's Positive Transition



**GDP:**  
\$113.2bn (World ranking 66, World Bank 2024)



**Population:**  
36.75mn (World ranking 42, World Bank 2023)



**Head of government:**  
João Lourenço (President)



**Next elections:**  
2027, presidential and legislative



**Corruption Perception Index (2024):**  
Angola received a score of 32 (on a scale from 0-100) and has shown significant improvements over the past years, gaining 13 points on the CPI since 2018.

## Oil sector continues to play significant role (2024):

- Represents 95% of Angola's total exports
- Contributes over 50% of government revenue
- Accounts for ~15% of GDP

## 2017

- Mr Lourenço becomes president in elections replacing José Eduardo dos Santos, who ruled Angola for nearly four decades after independence in 1975 and through a long civil war that ended in 2002.

## 2018

- IMF approved a three-year, \$3.7bn loan. The IMF loan was contingent on Angola implementing multiple reforms including the 'Strategic Plan for the Prevention and Fight against Corruption' (2018-2022).
- Foreign Exchange Reforms: Repatriation of Capital; Foreign Exchange Liberalization.

## 2019

- Creation of ANPG to act as the regulator and concessionaire for the sector, separating these roles from the national oil company.
- Privatisation programme (2019-2022) launched, which entails the transfer of assets of nearly two hundred state-owned or state-controlled companies to the private sector — including several assets of Sonangol's economic group — and companies in the agribusiness, finance, transportation, and telecom industries.
- Tax and Fiscal Reforms: New Tax Incentives; Customer Regimes Improvements.

## 2020 - 2022

- Ratified the Paris Agreement on climate change (2020).
- Accepted as an 'Extractive Industry Transparency Initiative' implementing country.

## 2023

- National Development Plan (2023-2027) approved, which includes investments in education, reducing gender gaps, increasing access to finance, strengthening climate resilience, and sustaining efforts to improve governance.

S&P Global, Trading Economics, International Monetary Fund, Extractive Industries Transparency Initiative, World Bank and Angola Government Data.

# Afentra's Founding Principles

---



The Global Energy Transition will take time.

---



**Hydrocarbons are part of the transition** and will continue to remain important in the overall energy mix.

---



It is vitally important that we **responsibly manage what has already been found.**

---



The **socio-economic impact of the energy transition** needs to be considered alongside the **climate impact.**

---



Afentra was formed to deliver this balance and **create significant value** for shareholders.

---

**Current global energy environment make these principles more relevant today than when Afentra was founded in 2021**



Sustainable change

**Uniquely positioned to capitalise on the African Energy Transition**

**1.**

---

Significant hydrocarbon resource base in Africa with material M&A pipeline

**2.**

---

Gap in market for credible operators to facilitate safe and responsible transition

**3.**

---

Proven team with significant experience of working in Africa

**4.**

---

Committed to responsible stewardship and positive stakeholder outcomes

**5.**

---

African Energy Transition provides compelling investment opportunity